

Naughty Elves Panel with Borders

Fabric by

 *Material Girlfriends*



Quilt Size 33" x 52"





Naughty Elves Panel with Borders

Finished size 33" x 52"

Read all instructions before starting. All seams are 1/4".

1. Trim Naughty Elves Panel to measure 23" x 42".
2. Cut four 1" x WOF (Width Of Fabric) strips of **Green Candy Cane** fabric. Sub-cut into two 1" x 42" strips and two 1" x 24" strips.
 - A. Pin and sew the 1" x 42" strips of **Green Candy Cane** to the left and right sides of the panel. Press seams towards the inner border.
 - B. Pin and sew the 1" x 24" strips of **Green Candy Cane** to the top and bottom of the panel. Press seams towards the inner border.
3. Cut four 5" x LOF (Length Of Fabric) strips of **Elf in a Box** fabric. Sub-cut into two 5" x 43" strips and two 5" x 33" strips.
 - A. Sew a 5" x 43" strip of **Elf in a Box** fabric to the left and right sides. Press seams towards the outer border.
 - B. Sew a 5" x 33" strip of **Elf in a Box** fabric to the top and bottom. Press seams towards the outer border.

4. Quilt top should measure 33" x 52". Prepare **Hats and Scarfs** backing fabric and batting. Backing will measure approximately 44" x 60". Quilt as desired.
5. Cut five 2 1/4" x WOF of **Red Candy Cane** fabric. Trim off selvage and sew end to end. Bind your quilt top, label and enjoy!

Naughty Elves Panel with Borders Fabric Requirements	
R590344D Black	One Naughty Elves Panel, approx 24" x 43"
 R590348D Green	1/4 yard Green Candy Cane for Inner Border
 R590345D Black	1 1/4 yards Elf in a Box - Outer Border
 R590348D Red	1/2 yard Red Candy Cane Binding
 R59046D Cream	1 2/3 yards Hats and Scarfs Backing



1A.



1B.



For video tutorial help, visit www.MaterialGirlfriends.com



2A.



2B.



© 2021 Lisa Norton Designs LLC, dba Material Girlfriends. All Rights Reserved. Finished item for personal use only. A basic knowledge of quilting is assumed, therefore detailed instructions are not included. Material Girlfriends can not be held responsible for variants in workmanship and materials. www.MaterialGirlfriends.com materialgirlfriend@yahoo.com